

NR11 SERIES

Cylinder Pressure Regulator



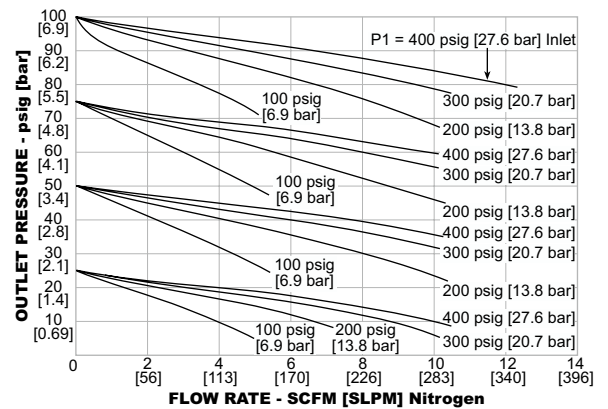
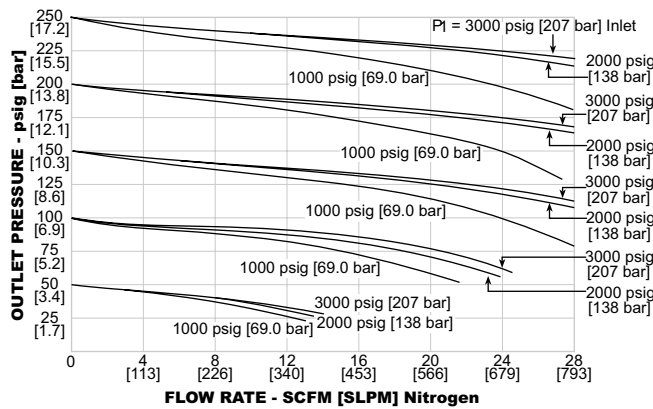
Features

- Good protection against burst and corrosion due to diaphragm material hastelloy.
- Available in chrome plated brass, alloy.
- Stable outlet pressure
- 6 ports flexible configuration
- Panel mounting nut option
- Purity max. 6.0

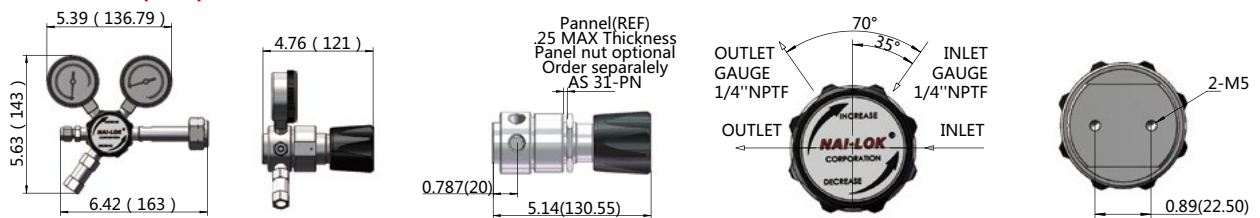
Technical Data

Ports	1/4" NPT
Design Proof Pressure	150% maximum rated pressure
Body Material	316 Stainless steel / Chrome plated brass
Bonnet Material	Stainless steel /Brass
Diaphragm	Hastelloy® / 316 Stainless steel (standard)
Seat	Teflon®
Maximum Inlet Pressure	3500 psig (241 bar) / 400 psig (27.6 bar)
Outlet Pressure Ranges	0- 25 psig (0-1.7 bar) / 0-50 psig (0-3.4) / 0-250 psig (0-17.2 bar) / 0-450psig (0-31 bar)
Operating Temperature	-40°F to 165°F (-40°C to 74°C)
Leakage	Internal: Bubble-tight External: Design to meet $\leq 2 \times 10^{-6}$ atm cc / sec He
Flow Capacity	Cv=0.06
Standard Optional	CGA, relief valve, pressure gauges, etc.

Flow Data



Dimension (mm)

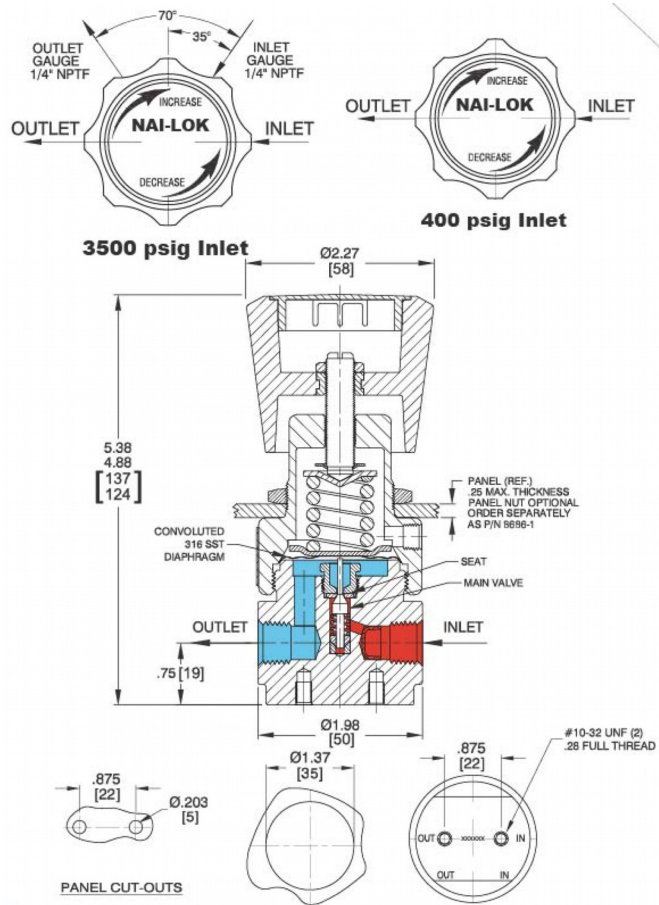


Dimension drawings shown are for reference only.

Ordering Information

NR11	S	0	F	4	1	4	W	R
BASIC SERIES	BODY MATERIAL	OUTLET PRESSURE RANGES	INLET AND OUTLET PORT TYPE	INLET AND OUTLET PORT SIZE	INLET PRESSURE	PORT TYPE	GAUGE	OPTION
NR11	C - Chrome plated brass S - 316 Stainless steel	*0 - 0-25psig 0-1.7bar *1 - 0-50psig 0-3.4bar 2 - 0-100psig 0-6.9bar 3 - 0-250psig 0-17.2bar 4 - 0-450psig 0-31bar (with 3500psig / 241bar inlet only)	F - NPTF	4 - 1/4"	1 - 3500psig 241bar *2 - 400psig 27.6bar	3 - 3 Ports 4 - 4 Ports 6 - 6 Ports	0-Without W-With	R-Relief valve

DIMENSIONI



★ All dimensions are reference & nominal
Metric [millimeter] equivalents are in brackets