

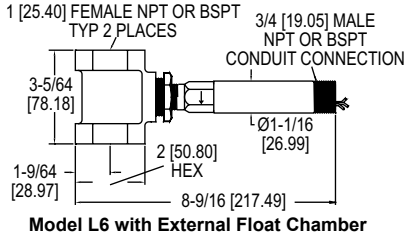


SERIES L6 | W.E. ANDERSON® BY DWYER

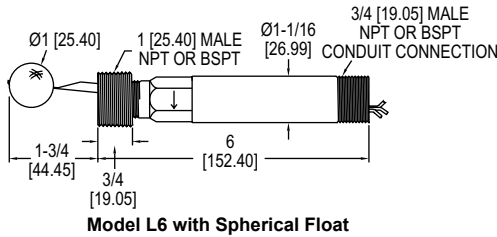


FLOTECT® LIQUID LEVEL SWITCH

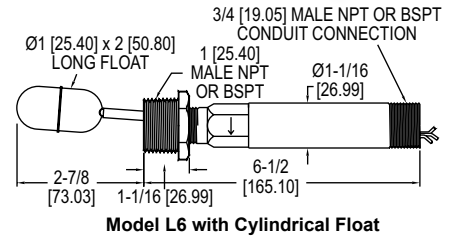
Easy In-wall or External Installation, Up to 2000 psig (138 bar), Compact Size



Model L6 with External Float Chamber



Model L6 with Spherical Float



Model L6 with Cylindrical Float



The **SERIES L6** FloTECT® Float Switches is a rugged and reliable float switch which operates automatically to indicate tank level. It is offered with a 303 SS or brass body with spherical or cylindrical float options.

FEATURES/BENEFITS

- Compact design is built for years of trouble-free service
- Simple and dependable operation with no mechanical linkage
- Float lever pivoted within the body moves when the process liquid displaces the float and magnet on the opposite end of the float lever controls a second magnet on the switch actuating lever located in the switch housing
- Leak proof lower body machined from bar stock
- Side wall or direct tee mounting options available to act as an external float chamber
- Weatherproof and explosion-proof body for demanding outdoor applications
- Electrical assembly can be easily replaced without removing the unit from the installation so that the process does not have to be shut down
- Sensitive to level changes of less than 1/2" (12 mm)

APPLICATIONS

- Direct pump control for maintaining level
- Automatic tank dump operations
- Level control
- Valve control
- Level alarm in sumps, scrubber systems, hydro-pneumatic tanks, boilers, and water/wastewater treatment processes

OPTIONS

To order add suffix:	Description
-MV	Gold plated contacts for dry circuits (see electrical rating in specifications)
-MT	High temperature rated 400°F (204°C) (see electrical rating in specifications, no listings or approvals, only available on models with stainless steel floats)
-CSA	CSA and UL approved construction, includes weatherproof and explosion-proof junction box
-AT	ATEX compliant construction includes, weatherproof and explosion-proof, junction box
-IEC	IECEx certified construction

DPDT Contacts

Note: To order, change seventh character in model number to "D".
Example: L6EPB-B-D-3-O

Options Not Shown: 1-1/2" and 2" (38.10 and 50.80 mm) male NPT or 1-1/2" and 2" (38.10 and 50.80 mm) male BSPT process connection, 2" female NPT or 2" female BSPT.

MODEL CHART

Model	Body	Installation	Float Material	Process Connection	Max. Pressure psig (bar)	Min. S.G.
L6EPB-B-S-3-O	Brass	Side wall mounting	Polypropylene spherical	NPT	1000 (69)	0.9
L6EPB-B-S-3-A	Brass	Side wall mounting	304 SS cylindrical	NPT	200 (13.8)	0.5
L6EPB-B-S-3-C	Brass	Side wall mounting	304 SS spherical	NPT	350 (24.1)	0.7
L6EPB-B-S-3-B	Brass	Brass external float chamber (tee)	Polypropylene spherical	NPT	250 (17.2)	0.9
L6EPB-B-S-3-H	Brass	Brass external float chamber (tee)	304 SS spherical	NPT	250 (17.2)	0.7
L6EPS-S-S-3-O	303 SS	Side wall mounting	Polypropylene spherical	NPT	2000 (138)	0.9
L6EPS-S-S-3-A	303 SS	Side wall mounting	304 SS cylindrical	NPT	200 (13.8)	0.5
L6EPS-S-S-3-C	303 SS	Side wall mounting	304 SS spherical	NPT	350 (24.1)	0.7
L6EPS-S-S-3-S	303 SS	304 SS external float chamber (tee)	Polypropylene spherical	NPT	2000 (138)	0.9
L6EPS-S-S-3-L	303 SS	304 SS external float chamber (tee)	304 SS spherical	NPT	350 (24.1)	0.7

BSPT process connection and M25 conduit connection. **Note:** To order, change eighth character in model to "4". **Example:** L6EPB-B-S-4-A

SPECIFICATIONS

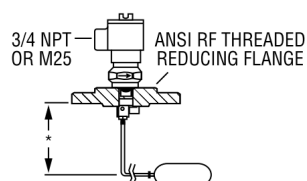
Service: Liquids compatible with wetted materials.
Wetted Materials: Float: Solid polypropylene or 304 SS; Lower Body: Brass or 303 SS; Magnet: Ceramic; External Float Chamber (Tee): Matches lower body choice of brass or 303 SS; Other: Lever Arm, Spring, Pin, etc.: 301 SS.
Temperature Limit: -4 to 220°F (-20 to 105°C) Standard, MT high temperature option 400°F (205°C)(MT not UL, CSA, ATEX, IECEx and KC). ATEX compliant AT, IECEx IEC and KC option ambient temperature -4 to 167°F (-20 to 75°C) process temperature: -4 to 220°F (-20 to 105°C).
Pressure Limits: See model chart.
Enclosure Rating: Weatherproof and Explosion-proof. Listed with UL and CSA for Class I, Groups A, B, C and D; Class II, Groups E, F, and G. (Group A on stainless steel body models only).
 ATEX 0344 II 2 G Ex d IIC T6 Gb Process Temp≤75°C.
 EC-Type Certificate No.: KEMA 04ATEX2128.
 ATEX Standards: EN 60079-0: 2009; EN60079-1: 2007.
 IECEx Certified: For Ex d IIC T6 Gb Process Temp≤75°C.
 IECEx Certificate of Conformity: IECEx DEK II.0039.
 IECEx Standards: IEC 60079-00: 2007; IEC 60079-1: 2007.
 Korean Certified (KC) for Ex d IIC T6 Gb Process Temp≤75°C.
 KTL Certificate Number: 2012-2454-75.
Switch Type: SPDT snap switch standard, DPDT snap switch optional.
Electrical Rating: UL models: 5 A @ 125/250 VAC (V~). CSA, ATEX and IECEx models: 5 A @ 125/250 VAC (V~); 5 A res., 3 A ind. @ 30 VDC (V=). MV option: .1 A @ 125 VAC (V~). MT option: 5 A @ 125/250 VAC (V~). [MT option not UL, CSA, ATEX or IECEx].
Electrical Connections: UL models: 18 AWG, 18" (457.20 mm) long. ATEX/CSA/IECEx models: terminal block.
Upper Body: Brass or 303 SS.
Conduit Connection: 3/4" (19.05 mm) male NPT standard, 3/4" (19.05) female NPT or M25 with BSPT option on junction box models.
Process Connection: 1" (25.40 mm) male NPT or 1" (25.40 mm) male BSPT on models without external float chamber, 1" (25.40 mm) female NPT or 1" (25.40 mm) female BSPT on models with external float chamber.
Mounting Orientation: Horizontal with index arrow pointing down.
Specific Gravity: See chart.
Weight: Approximately 1 lb (.5 kg) without external float chamber, 1.75 lb (.8 kg) with external float chamber.
Agency Approvals: ATEX, CE, CSA, IECEx, KTL, UL.

DISPONIBILE FILETTATO BSPT

USA: California Proposition 65
 ⚠WARNING: Cancer and Reproductive Harm - www.P65Warnings.ca.gov

ULTERIORI OPZIONI DISPONIBILI

- D Switch DPDT
- O Galleggiante in polipropilene, sferico
- A Galleggiante in 304SS, cilindrico
- B Galleggiante sferico in polipropilene, con T in ottone
- C Galleggiante sferico in 304SS
- H Galleggiante sferico in 304SS, T in ottone
- L Galleggiante sferico in 304SS, T in 304SS
- S Galleggiante sferico in polipropilene, con T in 304SS
- GL con vaviper messa a terra
- KC certificato Korea con marchio KC
- ST targhetta aggiuntiva di metallo (3 righe max 18 car. ogni riga)
- TBC Con connettore terminal block per i cavi
- TOP montaggio in verticale dall'alto
- B0HB connessione 1-1/2"NPT ottone
- B0H4 connessione 1-1/2"NPT 304SS
- B1HB connessione 2"NPT ottone
- B1H4 connessione 2"NPT 304SS
- TB2B2 T in ottone da 2"NPT
- TB2S T in 316SS da 2"NPT
- B0HBE connessione 1-1/2"BSPT ottone
- B0H4E connessione 1-1/2"BSPT 304SS
- B1HBE connessione 2"BSPT ottone
- B1H4E connessione 2"BSPT 304SS
- TB2B2 T in ottone da 2"BSPT
- TB2S T in 316SS da 2"BSPT



Esempio di montaggio
in verticale



Esempio opzione -B1HB