

# HFR900W Series


High Flow Pressure Regulator

aerospace  
climate control  
electromechanical  
filtration  
fluid & gas handling  
hydraulics  
pneumatics  
process control  
sealing & shielding

## Customer Value Proposition:

The HFR900W Series regulator offers precise pressure control with a high  $C_V$  for high flow applications.

The HFR900W Series regulator can be used with corrosive and non-corrosive gases and meets high flow requirements with less than 500 psig supply pressure.



## Contact Information:

Parker Hannifin Corporation  
**Veriflo Division**  
250 Canal Blvd  
Richmond, California 94804

phone 510 235 9590  
fax 510 232 7396  
veriflo.sales@parker.com

[www.parker.com/veriflo](http://www.parker.com/veriflo)

## Product Features:

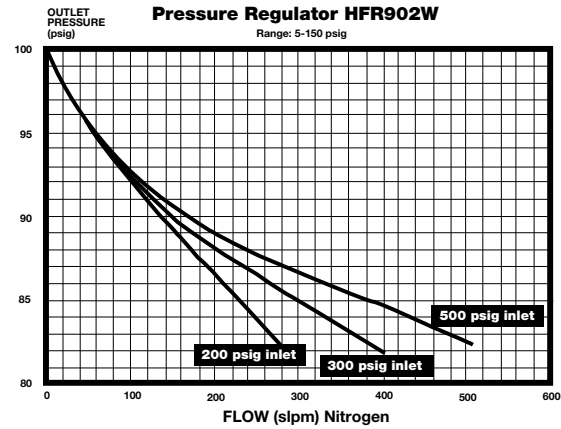
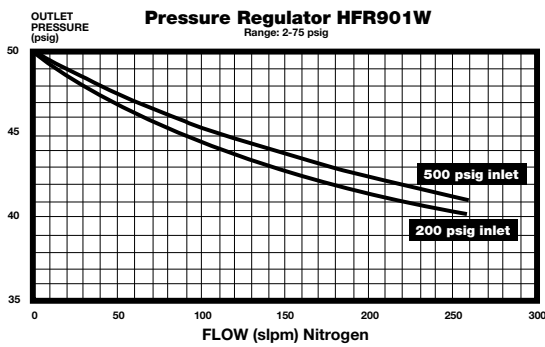
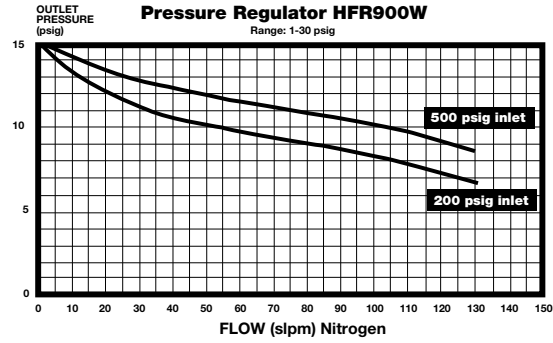
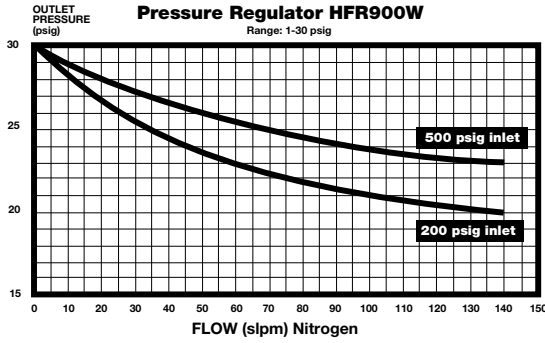
- “VeriClean”, Veriflo’s custom low sulfur high purity 316L Stainless Steel™ enhances electropolishing, welding and corrosion resistance.
- Low leakage rates eliminates the back diffusion of atmospheric contamination into the system.
- Designed to withstand an internal vacuum without distortion of the diaphragm or deterioration of the seat and seal.
- Internally electropolished.



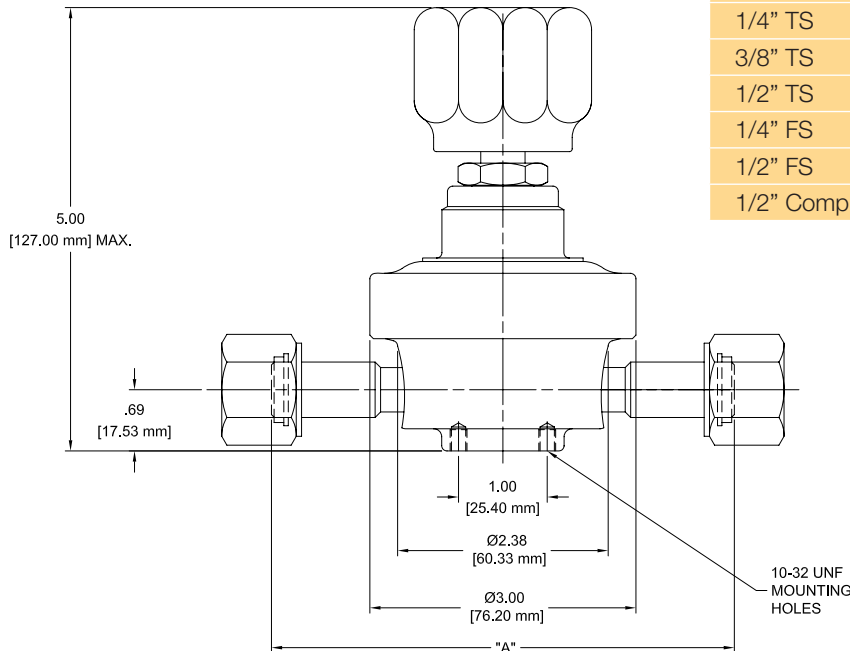
ENGINEERING YOUR SUCCESS.

# HFR900W Series

## Flow Curves



## Dimensional Drawing



CONNECTION SIZE INLET & OUTLET	"A"	
	INCH	MM
1/4" TS	3.76	95.50
3/8" TS	5.00	127.00
1/2" TS	5.00	127.00
1/4" FS	4.30	109.00
1/2" FS	5.20	133.00
1/2" Compression Fittings	4.78	121.40

**Note:  $\phi 1.44$  (36.6 mm) hole required in panel for mounting.**

Safety Guide and Installation and Operating Instructions available at

[www.parker.com/veriflo](http://www.parker.com/veriflo)

# HFR900W Series

## Ordering Information

Build an HFR900W Series regulator by replacing the numbered symbols with an option from the corresponding tables below.

Sample: **HFR900 W 4P 03 6 FS8 FMMF V PM**  
Finished Order: **HFR900W4P036FS8FMMFVPM**

**1 Basic Series**  
HFR900 = 1 - 30 psig  
HFR901 = 2 - 75 psig  
HFR902 = 5 - 150 psig

**2 Body Material**  
W = Welded 316L Stainless Steel

**3 Porting**  
2P = 2 Ports *No X required for gauges, Inlet & outlet ports only*  
3P = 3 Ports *One X for gauge port*  
4P = 4 Ports *Two X's for gauge ports*  
4PB = 4 Ports *One X for gauge port*  
*See Regulator Porting Guide for additional options and port layouts*

**4 Outlet Gauge**  
V3 = -30 in Hg 0 - 30 psig  
03 = 0 - 30 psig  
01 = 0 - 100 psig  
2 = 0 - 200 psig  
X = No Gauge  
*Additional ranges available upon request*

**5 Inlet Gauge**  
4 = 0 - 400 psig  
6 = 0 - 600 psig  
X = No Gauge  
*Additional ranges available upon request*

**6 Port Style**  
FS = 1/4" Face Seal  
FS8 = 1/2" Face Seal  
TS = 1/4" Tube Stub  
TS6 = 3/8" Tube Stub  
TS8 = 1/2" Tube Stub  
8T = 1/2" Compression Fittings  
*Compression fittings are welded and include nuts & ferrules*

**7 Port Configuration**  
M = Male  
F = Female  
I = Internal Face Seal  
*1/4" FS-M Gauge Ports are Standard*

**8 Seal Material**  
K = Perfluoroelastomer (FFKM)  
*200 psig max*  
V = Fluorocarbon (FKM)  
*500 psig max*

**9 Optional Features**  
This section can have multiple options  
PM = Panel Mount *Captured vent not available*  
R = Relief Valve *Fluorocarbon seal - 4PB Only*

# HFR900W Series

## Specifications

Materials of Construction	
<b>Wetted</b>	
Body	VeriClean™ 316L Stainless Steel
Diaphragm	316L Stainless Steel, PTFE Lined
Nozzle Assembly	
Nozzle Body	316L Stainless Steel
Seat Options	(K) Perfluoroelastomer (FFKM) or (V) Fluorocarbon (FKM)
Screen	316L Stainless Steel
Retaining Ring	15-7 PH
Gasket	PTFE
Washer	316L Stainless Steel
Spring	316 Stainless Steel
<b>Non-wetted</b>	
Cap	Nickel Plated Brass
Knob	ABS

For additional information on materials of construction, functional performance and operating conditions, please contact factory.

Functional Performance	
<b>Design</b>	
Burst Pressure	1,500 psig (103 barg)
Proof Pressure	750 psig (52 barg)
<b>Flow Capacity</b>	$C_v$ 0.85
<b>Leak Rate</b>	
Internal	Bubble Tight
External	$2 \times 10^{-9}$ scc/sec He (Inboard Test Method)
<b>Internal Volume</b>	38 cc without fittings
<b>Approx. Weight</b>	2.5 lbs. (1.2 kg)
<b>Operating Conditions</b>	
Maximum Inlet	<i>(based upon seat option)</i>
Fluorocarbon	500 psig (35 barg)
Perfluoroelastomer	200 psig (14 barg)
Outlet Options	1 - 30 psig (0.06 - 2 barg), 2 - 75 psig (0.1 - 5 barg), 5 - 150 psig (0.3 - 10 barg),
Temperature	-40°F to 150°F (-40°C to 66°C)

VeriClean™ is a trademark of Parker Hannifin Corporation

### OFFER OF SALE:

The items described in this document are hereby offered for sale by Parker-Hannifin Corporation, its subsidiaries or its authorized distributors. This offer and its acceptance are governed by the provisions stated in the detailed "Offer of Sale" elsewhere in this document or available at [www.parker.com/veriflo](http://www.parker.com/veriflo)

### WARNING USER RESPONSIBILITY

FAILURE OR IMPROPER SELECTION OR IMPROPER USE OF THE PRODUCTS DESCRIBED HEREIN OR RELATED ITEMS CAN CAUSE DEATH, PERSONAL INJURY AND PROPERTY DAMAGE. THIS DOCUMENT IS FOR REFERENCE ONLY. PLEASE CONSULT FACTORY FOR LATEST PRODUCT DRAWINGS AND SPECIFICATIONS

This document and other information from Parker-Hannifin Corporation, its subsidiaries and authorized distributors provide product or system options for further investigation by users having technical expertise.

The user, through its own analysis and testing, is solely responsible for making the final selection of the system and components and assuring that all performance, endurance, maintenance, safety and warning requirements of the application are met. The user must analyze all aspects of the application, follow applicable industry standards, and follow the information concerning the product in the current product catalog and in any other materials provided from Parker or its subsidiaries or authorized distributors.

To the extent that Parker or its subsidiaries or authorized distributors provide component or system options based upon data or specifications provided by the user, the user is responsible for determining that such data and specifications are suitable and sufficient for all applications and reasonably foreseeable uses of the components or systems.